



AGÊNCIA DE INVESTIMENTO PRIVADO
E PROMOÇÃO DAS EXPORTAÇÕES

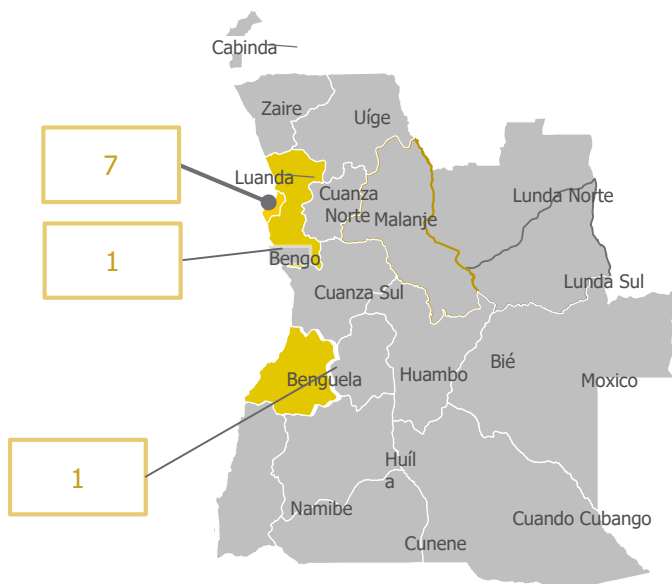
“REGISTERED PROJECTS”

Luanda
28th of February of 2023

REGISTERED INVESTMENT PROJECTS IN THE MONTH OF FEBRUARY OF 2023



Number of projects registered by province



1.801

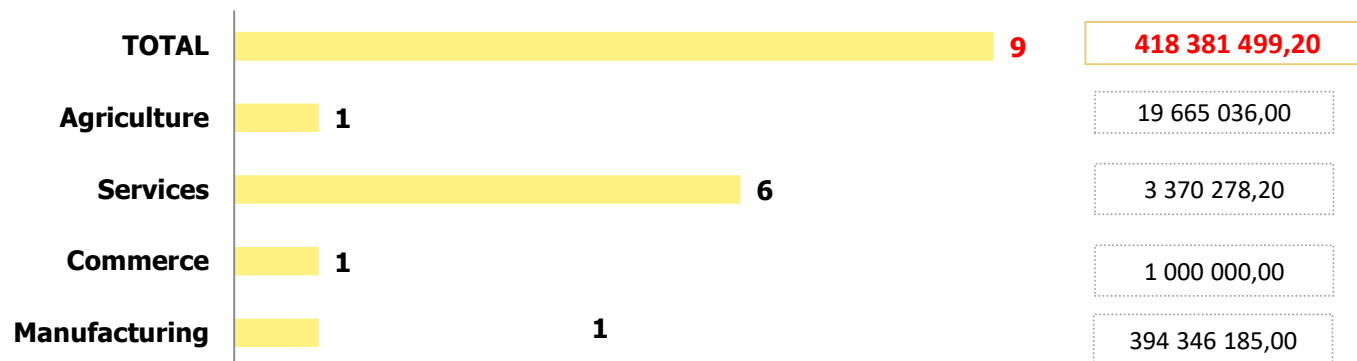
Jobs for National workers

96

Jobs for Expatriate workers



Projects registered by sector of activity (# In USD)



Origin of Investments



Angola
 Nº of projects: 2
 Investment Amount (USD): 414 011 221,00



China
 Nº of projects: 1
 Investment Amount (USD): 1 000 000,00



Eritreia
 Nº of projects: 1
 Investment Amount (USD): 100 000,00



Russia
 Nº of projects: 3
 Investment Amount (USD): 3 047 000,00

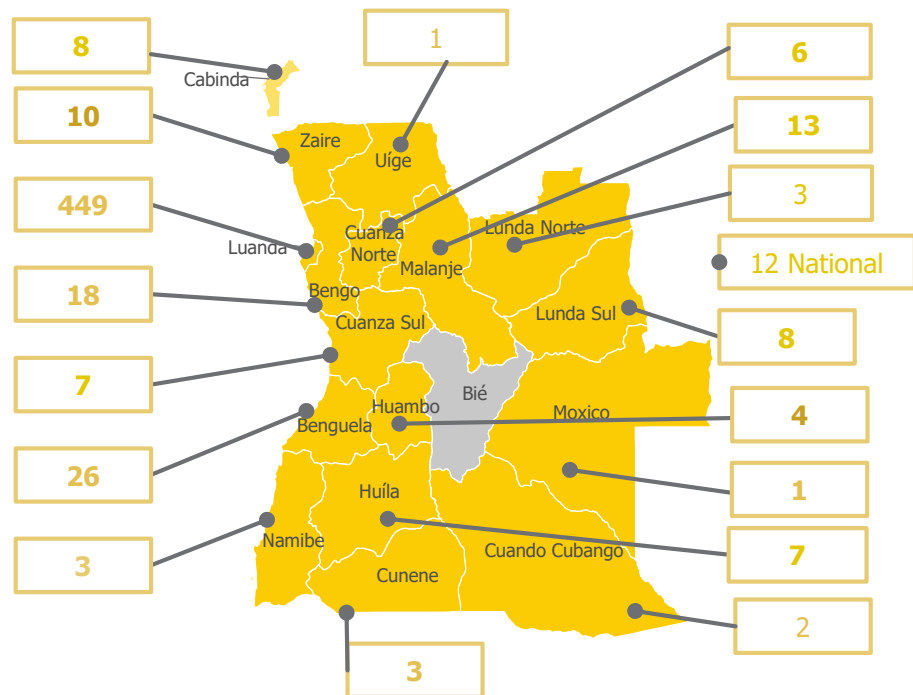


Portugal
 Nº of projects: 2
 Investment Amount (USD): 223 278,20

REGISTERED INVESTMENT PROJECTS (AUGUST 2018 UP TO 28th FEBRUARY OF 2023)



Number of projects registered by province¹

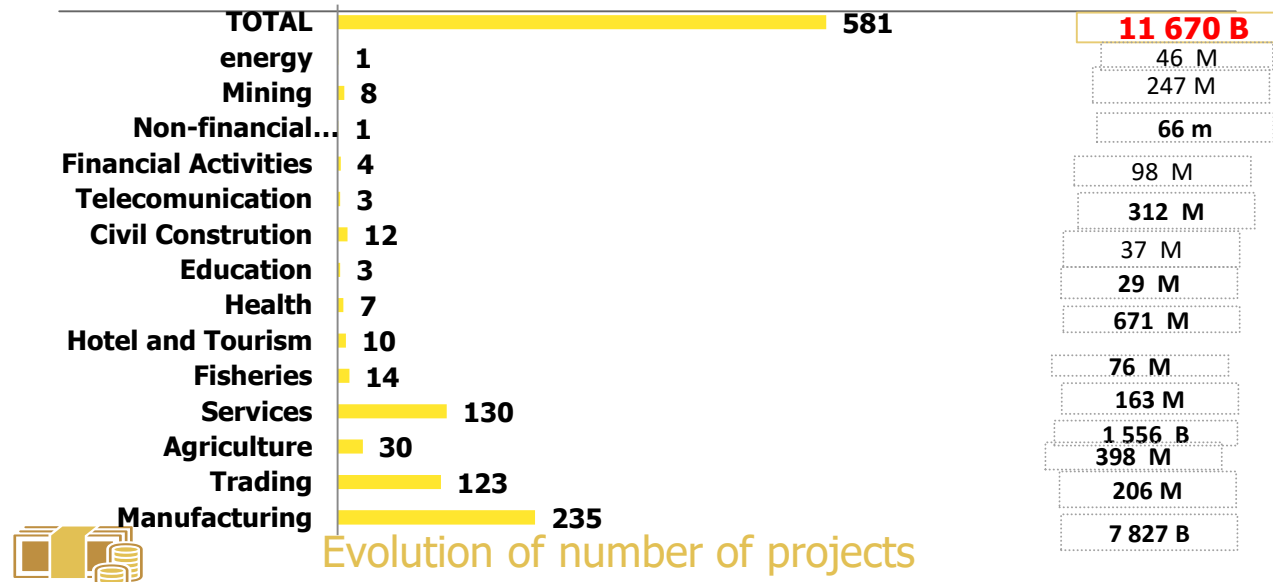


49.674 Jobs for National workers²

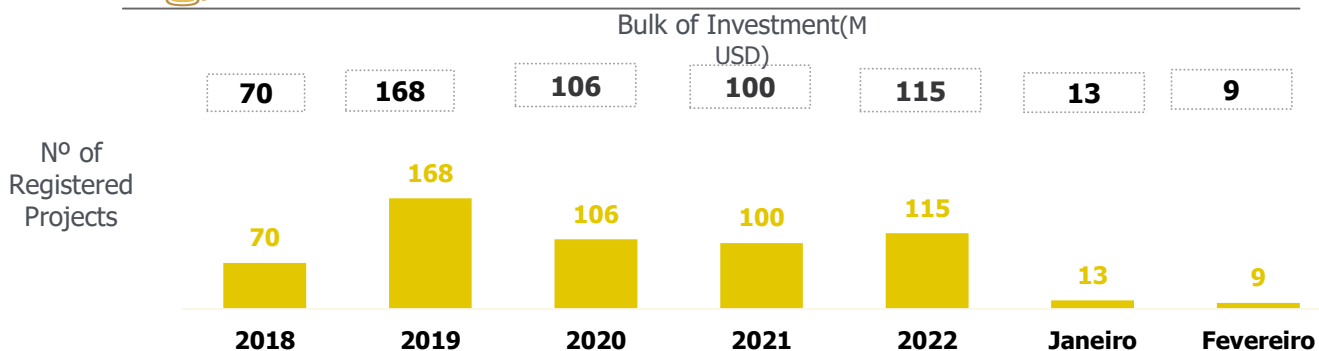
4.217 Jobs for Expatriate workers



Projects registered by sector of activity (USD)



Evolution of number of projects



1. . Investments by implementation location; 2. Planned jobs;

ORIGIN OF THE INVESTMENT OF THE 581 REGISTERED PROJECTS (AUGUST 2018 – 28th FEBRUARY OF 2023 USD/M)

 Angola Nº of projects: 227 Investment Value (USD): 3 383 B	 Austria Nº of projects: 1 Investment Value (USD): 0,56 M	 Argentina Nº of projects: 1 Investment Value (USD): 0,01 M	 Belgium Nº of projects: 2 Investment Value (USD): 24,59 M	 Botswana Nº of projects: 1 Investment Value (USD): 1.00 M	 Brazil Nº of projects: 3 Investment Value (USD): 10,10 M	 Burundi Nº of projects: 1 Investment Value (USD): 0,16 M	 Canada Nº of projects: 2 Investment Value (USD): 0,83 M	 Cayma Islands Nº of projects: 1 Investment Value (USD): 0,15 M	 China Nº of projects: 28 Investment Value (USD): 292,25 M
 Denmark Nº of projects: 2 Investment Value (USD): 0,02 M	 Egypt Nº of projects: 2 Investment Value (USD): 2,68 M	 Eritrea Nº of projects: 8 Investment Value (USD): 12,04 M	 Ethiopia Nº of projects: 6 Investment Value (USD): 3,11 M	 Russia Nº of projects: 3 Investment Value (USD): 3,04 M	 France Nº of projects: 3 Investment Value (USD): 36,81 M	 Germany Nº of projects: 3 Investment Value (USD): 93,19 M	 Ghana Nº of projects: 1 Investment Value (USD): 0,04 M	 Hong Kong Nº of projects: 3 Investment Value (USD): 24,93 M	 Hungary Nº of projects: 3 Investment Value (USD): 0,29 M
 India Nº of projects: 12 Investment Value (USD): 2,88 M	 Italy Nº of projects: 3 Investment Value (USD): 0,28 M	 Japan Nº of projects: 1 Investment Value (USD): 0,19 M	 Kenya Nº of projects: 7 Investment Value (USD): 1,47 M	 Kuwait Nº of projects: 1 Investment Value (USD): 0,25 M	 Lebanon Nº of projects: 5 Investment Value (USD): 5,09 M	 Madagascar Nº of projects: 1 Investment Value (USD): 0,03 M	 Malaysia Nº of projects: 2 Investment Value (USD): 0,55 M	 Malta Nº of projects: 4 Investment Value (USD): 1,24 M	 Mixed Origin Nº of projects: 75 Investment Value (USD): 2 401,27 B
 Morocco Nº of projects: 3 Investment Value (USD): 0,25 M	 Mozambique Nº of proyectos: 2 Investment Value (USD): 0,22 M	 Mauritius Nº of proyectos: 1 Investment Value (USD): 0,12 M	 Namibia Nº of projects: 3 Investment Value (USD): 7,78 M	 Nigeria Nº of projects: 3 Investment Value (USD): 11,30 M	 Paraguay Nº of proyectos: 1 Investment Value (USD): 0,05 M	 Portugal Nº of projects: 67 Investment Value (USD): 26,21 M	 Poland Nº of projects: 1 Investment Value (USD): 652,68 M	 Qatar Nº of projects: 2 Investment Value (USD): 3,99 M	 Rwanda Nº of projects: 1 Investment Value (USD): 2,04 M
 Switzerland Nº of projects: 3 Investment Value (USD): 8,97 M	 Somalia Nº of projects: 3 Investment Value (USD): 0,78 M	 Spain Nº of projects: 5 Investment Value (USD): 0,40 M	 S. Africa Nº of projects: 5 Investment Value (USD): 678,32 M	 Turkey Nº of proyectos: 3 Investment Value (USD): 200,13 M	 The Netherlands Nº of projects: 4 Investment Value (USD): 1,15 M	 United States Nº of projects: 9 Investment Value (USD): 3 502,42 B	 U. Kingdom Nº of projects: 14 Investment Value (USD): 91,59 M	 Uganda Nº of projects: 7 Investment Value (USD): 5,29 M	 UAE Nº of projects: 31 Investment Value (USD): 173,54 M
								 Zambia Nº of projects: 1 Investment Value (USD): 0,20 M	

Registered Investment projects

581¹

Alterations of Investment

248 \$M

40 - Increase in Investment²

1.336

Potential to generate jobs³

1. Total of registered projects
2. Registration of value of e Investment
3. Jobs generated with of increase of Investment

Issued CRIPs Analysis and Project Monitoring

CRIPs Process Overview



3 days

Average issue time



11.669,89 \$MM

Investment Value



53.891

Potential of generating jobs



11.617

Jobs actually created

Monitoring Overview



1.595,92 \$B

167 Implemented Projects



9.987,74 \$B

395 Projects being Implemented



42,93 \$M

12 Projects Cancelled



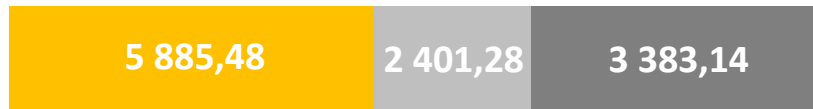
43,30 \$M

7 Projects suspended

Foreign Direct Investment between 2018 - February of 2023

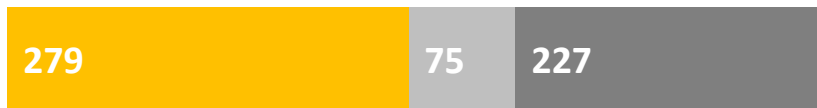
Projects Registered at AIPEX

Value of Private Investment – 11 669,89 USD Billion



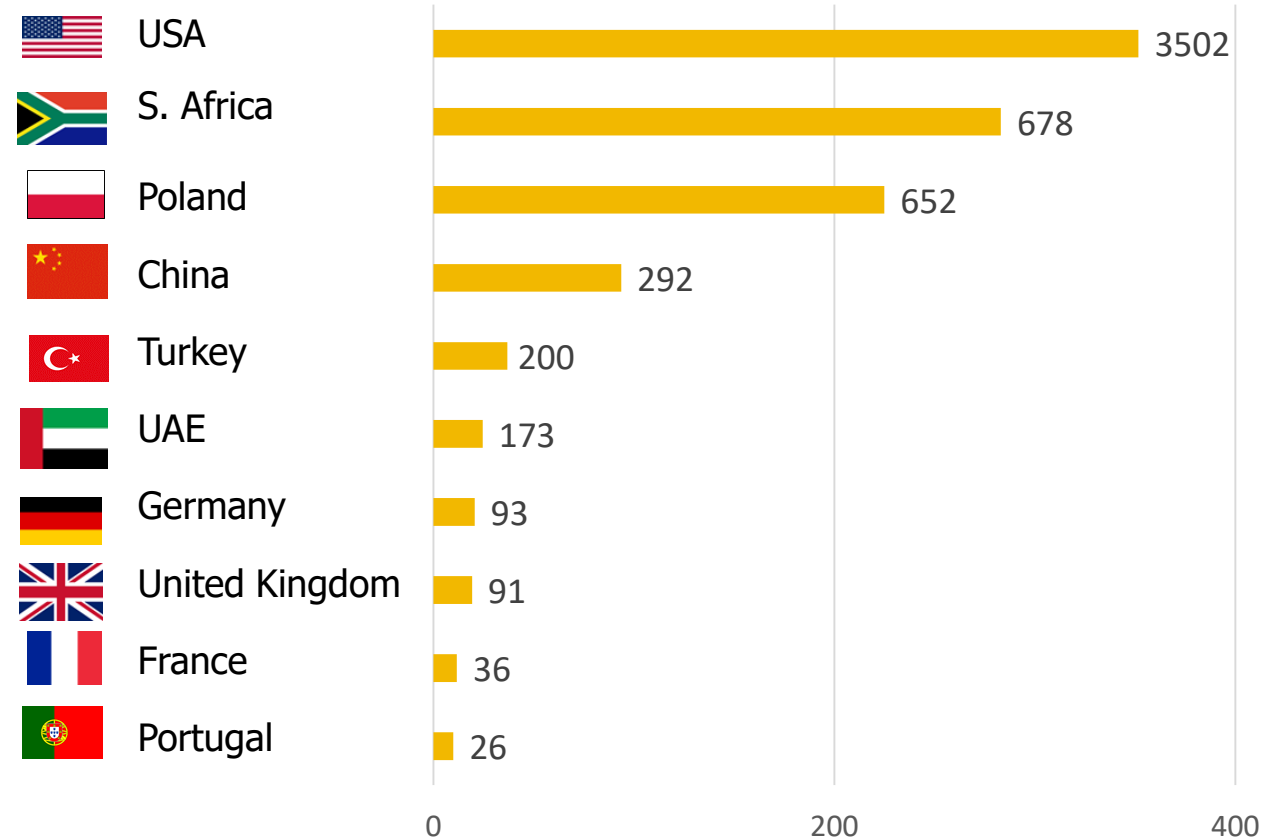
■ External Investment
 ■ Mixed Origin
 ■ Internal Investment

Number of Projects Registered- 581



■ Foreign Investment
 ■ Mixed
 ■ Domestic Investment

10 Investors Registered at AIPEX– USD Million





AGÊNCIA DE INVESTIMENTO PRIVADO
E PROMOÇÃO DAS EXPORTAÇÕES

THANK YOU!

geral@aipex.gov.ao

www.aipex.gov.ao